

Lawtech: a comparative analysis of legal technology in the UK and in other jurisdictions

November 2019

Introduction

The Law Society conducted a comparative analysis of public, private and third sector accelerators to lawtech innovation and adoption in the UK and in other jurisdictions. This study is based on data available up to August 2019.

Objectives of this study:

- Identify the funding patterns of the UK lawtech.*
- Undertake a jurisdictional and state-of-play analysis of our nearest competitors against ease of doing business, the rule of law, innovation and investment metrics.

*For a definition of lawtech see:

<https://www.lawsociety.org.uk/support-services/lawtech/what-is-lawtech/>

Main findings

1. Investment in UK lawtech is likely to increase. Global investments in lawtech currently stand at \$926m. While the UK lawtech market is still at an embryonic stage, the value of investment in the sector shows encouraging levels of backing by venture capital firms, angel and seed investors. The level of investment in fledgling lawtech companies is likely to grow in the coming years, as law firms seek to harness lawtech to increase efficiency, reduce costs or provide a broader scope of services.

2. Lawtech remains less mature than other fields of digital disruption, most notably Fintech (financial technology), where funding and regulatory alignment are more advanced. Growth areas of lawtech include: legal analytics; legal project management; governance and compliance; and contract management. More established areas include: collaboration tools; document management; IP management; and e-billing.

3. London is becoming a hub for legal technology. Global tech investors are drawn to London for its strengths in developing the latest cutting-edge technologies, with the UK capital topping the European investment charts for funding into fast growing sectors such as artificial intelligence (AI), cybersecurity and Fintech. London ranks close to the San Francisco Bay Area in three specialist markets for AI suppliers: insurance (88% the size of the Bay Area), legal (70%), and education (48%).

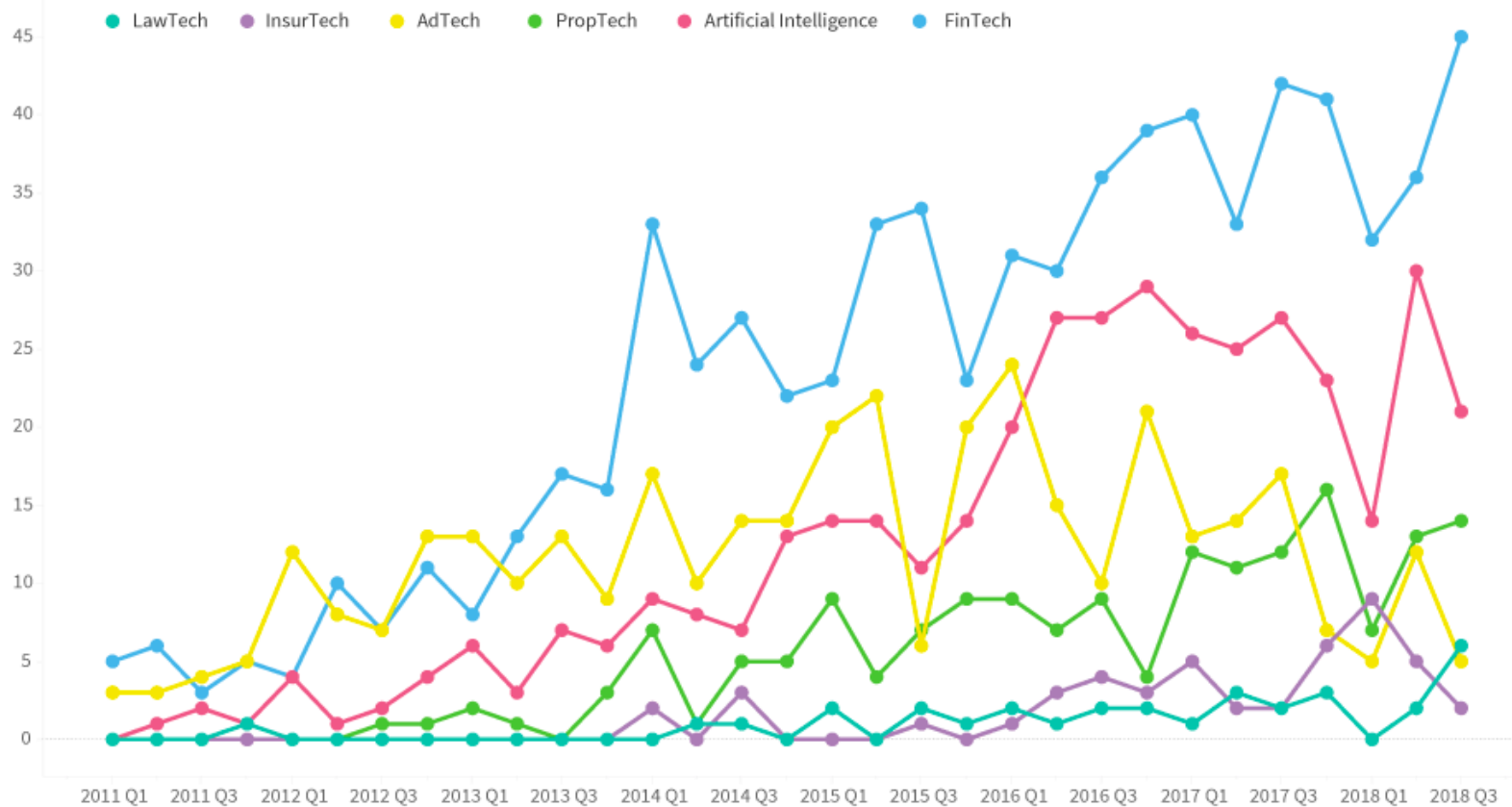
Main findings

4. The UK is playing a significant role in lawtech on the world stage. The closest competitors are Singapore, Hong Kong and the Netherlands. Although the UK leads in some aspects, it is lagging in others, and overall the gap between the UK and the competitor nations is not large. This means that in order to, as a minimum, retain our position, we are likely to need to invest – and more so if we aim to improve our competitive edge.

5. The most established lawtech products in the UK are target eDiscovery and legal research. Contract management is ripe for explosion in terms of legal services market interest (especially B2B and in-house) and as an attractive investment. We will see these individual lawtech product types merge as start-ups work together to offer blended solutions, further pushing what tech can achieve in the legal services sector.

Funding patterns in tech by UK sector – equity investment deals 2011 to 2018

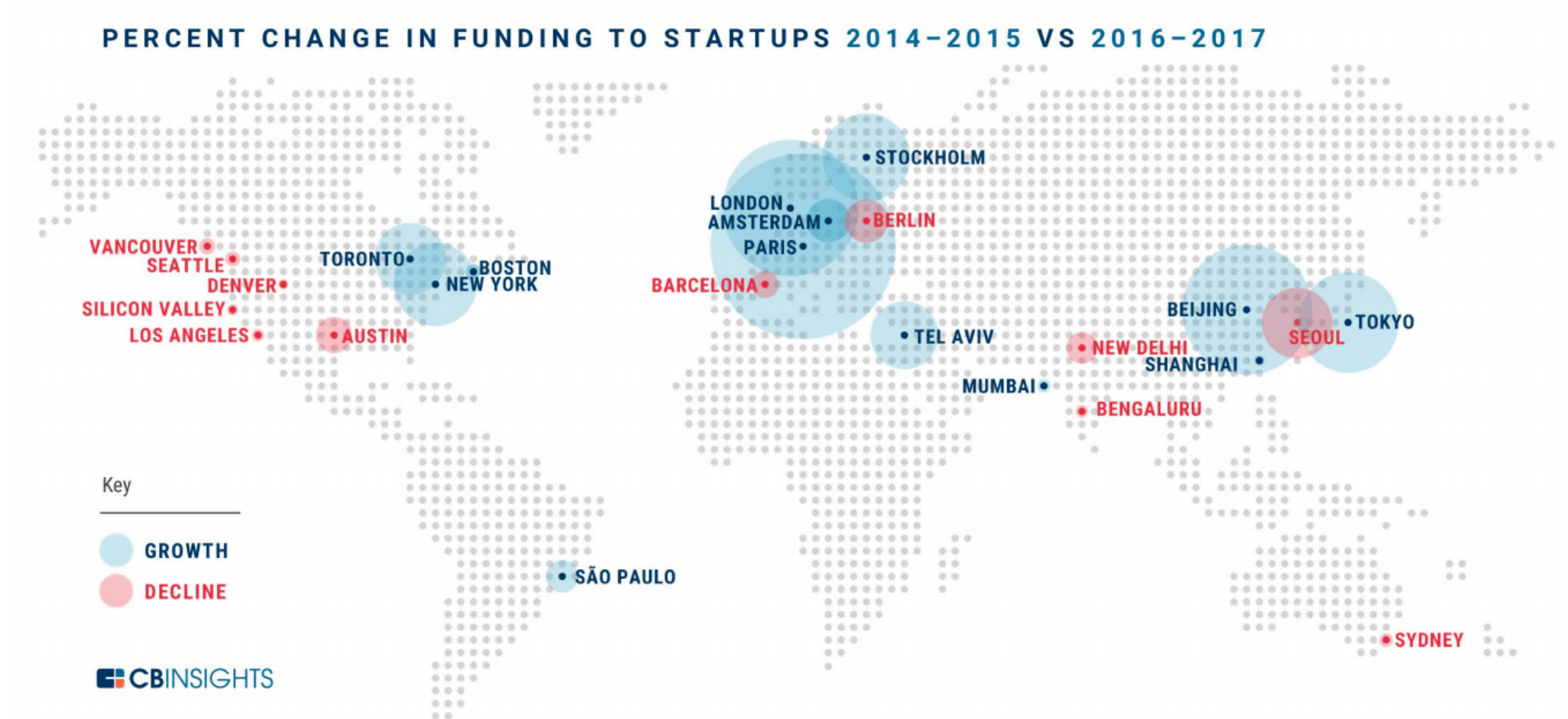
While Q3 of 2018 was generally poor for deal numbers, Fintech saw the highest number of deals on record, and £309m invested into the sector.



- Investor appetite for Fintech has shown no signs of slowing down despite increasing Brexit uncertainty.
- Investment into Adtech (advertising technology) continues to decline from its peak in 2016, with numbers falling below both lawtech and PropTech (property technology) for the first time.
- lawtech and PropTech appear to be sectors on the up and ones to watch.

Relative change in funding to tech start-ups globally: 2014-15 to 2016-17

Data from CB Insights observes a decline in funding towards tech start-ups on the US West Coast and India, but increased funding for tech start-ups in Canada, on the US East Coast, and towards Northern Europe and East Asia. This may also reflect a shift of start-up power away from Silicon Valley.



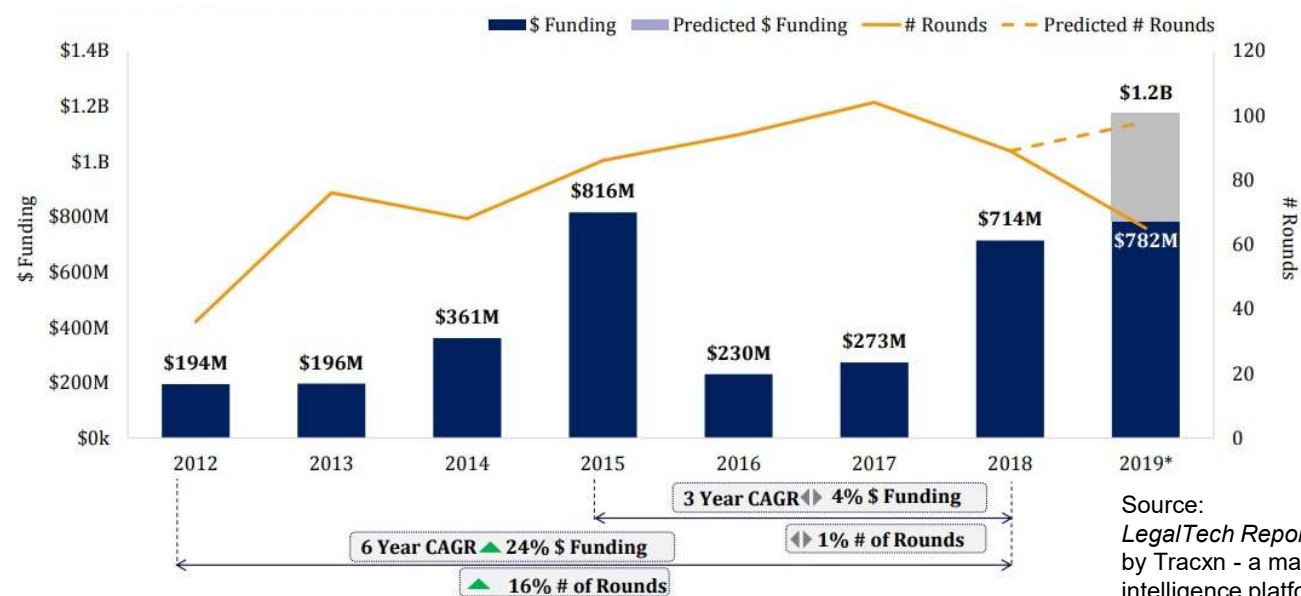
Funding patterns in UK lawtech

While the UK lawtech market is still at an embryonic stage, the value of investment in the sector shows encouraging levels of backing by VC firms, angel and seed investors.

The level of investment in fledgling lawtech companies is likely to grow in the coming years, as law firms seek to harness lawtech to increase efficiency, reduce costs or provide a broader scope of services.

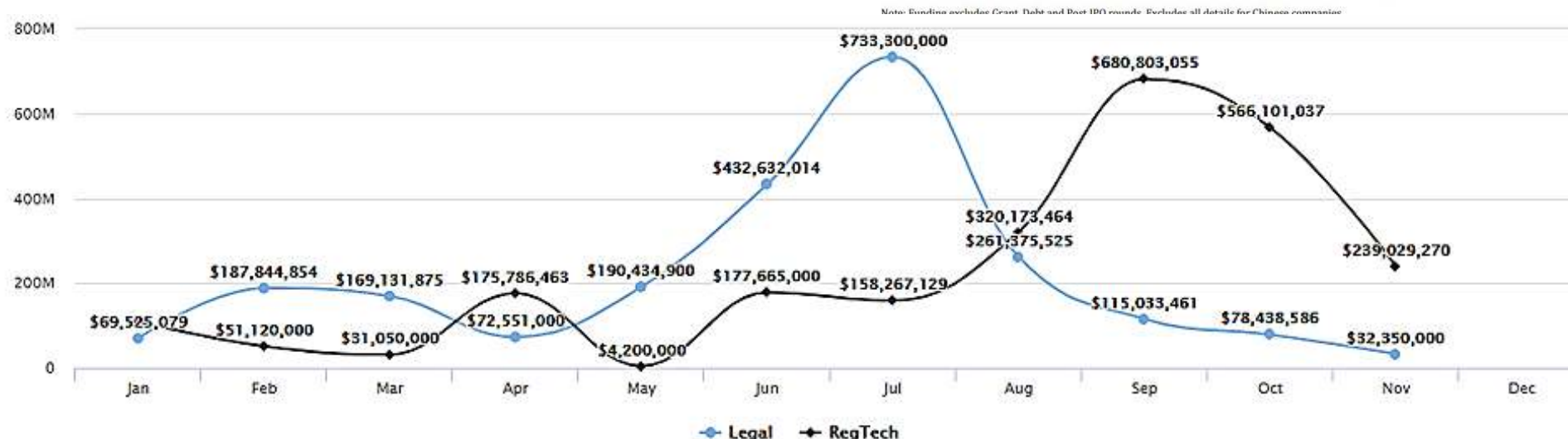
It is unclear whether law firm incubators (e.g. Fuse, MDR Labs) will impact funding levels/appetites in the lawtech sector.

Investments (\$m) and number of rounds in lawtech (2012-2019)



Source:
LegalTech Report 2019
by Tracxn - a market
intelligence platform

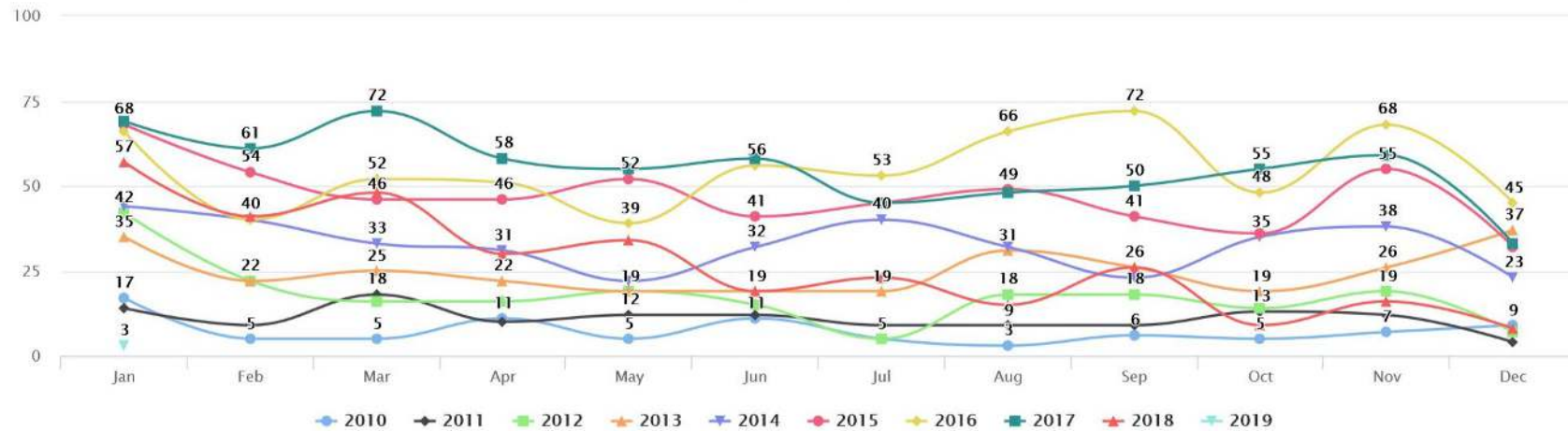
Funding in lawtech and Regtech by month, 2018 (to Nov. 18)



Source: Legalpioneer -
[Legalcomplex.com/data](https://legalcomplex.com/data)

Lawtech business creation

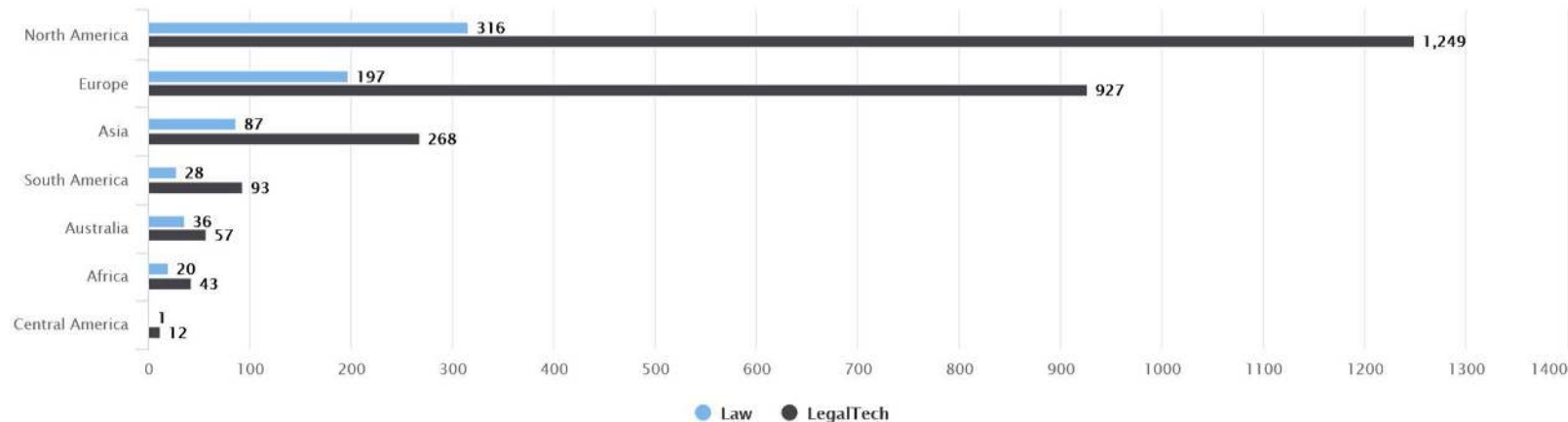
The growth of the lawtech sector is intrinsically tied to the amount of investment businesses receive. Although funding reached record levels between 2016 and 2017, a decrease in investment globally has left lawtech businesses unable to scale and fulfil their potential.



Legal start-ups 2010-2018
start-ups founded by month

Angel.co, Crunchbase etc

Source: Legalpioneer - [Legalcomplex.com/data](https://legalcomplex.com/data)



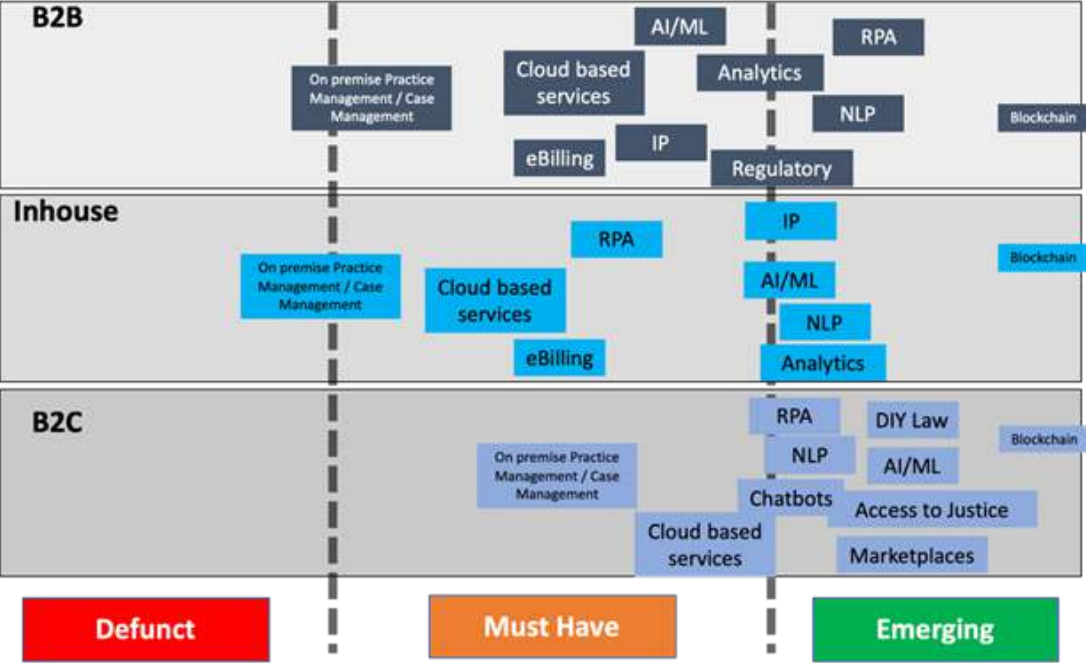
Angel.co, Crunchbase etc

Source: Legalpioneer - [Legalcomplex.com/data](https://legalcomplex.com/data)

Lawtech adoption and comparison to other professional services tech sectors

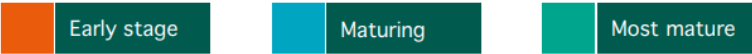
Lawtech remains less mature than other fields of digital disruption, most notably Fintech, where funding and regulatory alignment are more advanced. Growth areas of lawtech include: legal analytics; legal project management; governance and compliance; and contract management. More established areas include: collaboration tools; document management; IP management; and e-billing.

Types of lawtech adoption across market segments



Summary of market maturity across tech areas

	Lawtech	Fintech	Insurtech	Regtech
Size of ecosystem and start-ups	Lots of companies ripe for consolidation	Well established and thriving UK cluster. Global centre of expertise	Very active market driven by UK's large insurance sector	Thriving community of established providers of regulatory solutions and start-ups
Funding environment	2018 most active year to date but embryonic	Extremely well-funded with high-quality companies	Has become very active in the past 12 months	Remains niche for start-ups
Current level of disruption	Mostly focused on delivering efficiencies. Few genuinely disruptive approaches to the law	Different operating models that are tech enabled New consumer and corporate services	Some completely new insurance products, but most are more about the technology than new business models	Streamlining and creating efficiencies
Regulatory environment	Some disconnect between regulations and technology	FCA a driving force for adoption	FCA a driving force for adoption	GDPR, KYC, AML all driving adoption
B2C adoption	Embryonic market although one with large potential customer base	Many providers gaining traction and crossing over into mass market	Supply of new solutions is increasing but market still wedded to traditional providers	Not applicable
B2B adoption	Gaining traction in large law firms but adoption within firms still inconsistent	Active market but with fintechs often still finding it hard to engage with large FS providers	Insurance companies increasingly investing in digital disruption	Regulatory compliance is one of the main areas of spend for Financial Institutions



Source: Lawtech Adoption Report (Law Society 2019, p.41).

London's draw as a tech hub

London is the leading city for a number of sectors within the tech industry, namely Fintech and e-commerce. Last year, Innovate Finance reported that £1.8bn was invested into UK Fintech start-ups with Transferwise and Oaknorth ranking in the top 20 deals globally.

According to [London & Partners](#), investment in London tech start-ups was twice that of any other European hub in 2017. Last year saw the UK capital receive £2.4bn in tech investment, followed by Paris (£564.97m) and Berlin (£456m) with an estimated 3,000 to 5,000 tech start-ups active in London right now.

The Fintech sector is worth around £7bn to the UK economy and currently employs around 60,000 people, making it high on the priority list when it comes to government investment.

Global investments in lawtech currently stand at \$926 million, based on 26 lawtech deals; \$355m of this has been invested in legal solutions utilising AI. This AI-focused funding represents a bigger sum than the investment across all lawtech solutions in 2017. By contrast, in 2017, there was only \$233m in investments in companies, across 61 deals, with funding of legal AI companies representing a marginal amount of this total.

London's digital tech sector turnover currently sits at £64.1bn in the capital. On average, the rest of the UK has £528m.

Elsewhere in the UK is attracting tech start-ups, for example Southampton and Portsmouth, as well as the 'power path' that connects these two cities to London. Bristol is the UK's most productive local tech ecosystem, producing £320,000 per employee.

Global tech investors are drawn to London for its strengths in developing the latest cutting-edge technologies, with the UK capital topping the European investment charts for funding into fast growing sectors such as AI, cybersecurity and Fintech. The United States is the leading source of venture capital funding into the UK, with American based VCs pumping over £3.5bn into UK tech firms since June 2016.

By measures such as 'start-ups per capita', Britain now beats the United States.

The *Tech Nation 2018 Report* found 3,527 tech meetup groups, with over 1.6m members across the UK. The report also found that London is the second most connected city globally, showing the emphasis on building international connections and partnerships.

One of London's draws has been its cultural diversity. According to the [Tech Nation Report 2018](#), companies outside the capital and Cambridge, which historically have relied less heavily on overseas talent to fill job vacancies, are less concerned about the impacts of Brexit on their talent pipeline. But London is the engine for UK digital tech industries. London-based start-ups have the fourth most international workforce in the world, with only Singapore, Berlin and Chicago having a higher proportion of overseas workers.

London's strength as a tech hub for AI

- With **758 companies**, 645 of which have a London headquarters, London has an AI supplier base that is double the size of those in Paris and Berlin combined. London has stronger global positions in AI in its leading industries, especially finance, insurance, and **law**.
- The rate of new **AI supplier formation in London is 42% per annum**, significantly faster than the global rate of 24% per annum.
- **London's skilled talent pool** provides the capital's AI suppliers and their customers with a pipeline of technical and entrepreneurial talent.
- **Investment in London's AI sector is growing**. It exceeded £200m in 2017, an increase of over 50% on 2016 levels.
- London ranks close to the San Francisco Bay Area in three specialist markets for AI suppliers: insurance (88% the size of the Bay Area), **legal (70%)**, and education (48%).

London's AI Ecosystem

Number of AI Suppliers	758 of which 645 have a London HQ
Example AI Suppliers	Iponweb, BenevolentAI, Improbable, Onfido, MiQ
AI Sector Strengths	Education, Finance, Healthcare, Insurance, Law, Media & Entertainment, Retail, Sales & Marketing
Demand for AI in London	Demand for AI in London is broad and interest is rising; Adoption is in its early days but expected to grow rapidly; AI will be transformational in London's leading industries
13 London universities offer AI, machine learning & related undergraduate and postgraduate degrees	University College London, Imperial College London, King's College London, Brunel University London, Queen Mary University of London, University of Greenwich, Goldsmiths University of London, Kingston University London, London South Bank University, University of East London, Royal Holloway University of London, City University of London, Birkbeck University of London
AI Policy Stakeholders	The Alan Turing Institute, The Ada Lovelace Institute, The Royal Society, Nesta, EPSRC, Innovation Research Centres, Tech Nation, Innovate UK, The RSA, House of Lords AI Committee, CBI, British Computer Society
Long Term Institutional Support for AI	£950m AI Sector Deal; £9m Centre for Data Ethics and Innovation; Government Office for Artificial Intelligence; AI and Data Grand Challenge to transform health-care; Action plan to unlock £20bn of "patient capital" over the next 10 years

Legal AI Landscape 2018

The graphic displays a grid of 100 legal AI companies, categorized by function. The functions are: Drafting, Contract Management, Legal Analytics, Prediction Technology, eDiscovery, Legal Research, Contract Due Diligence, Contract Review, Expertise Automation, eBilling, and IP. The companies are arranged in a grid, with some companies appearing in multiple categories. A large brain icon with circuitry is in the top right corner.

Function	Company
Drafting	APTUS
	ContractPod [®]
	KMStandards
	Le [®] Check
	IBM
	iManage
	LEGALANALYTICS
	BRIGHTFLAG
	CaseCrunch
	Gavelytics
Contract Management	APTUS
	ContractPod [®]
	KMStandards
	Le [®] Check
	IBM
	iManage
	LEGALANALYTICS
	BRIGHTFLAG
	CaseCrunch
	Gavelytics
Legal Analytics	APTUS
	ContractPod [®]
	KMStandards
	Le [®] Check
	IBM
	iManage
	LEGALANALYTICS
	BRIGHTFLAG
	CaseCrunch
	Gavelytics
Prediction Technology	APTUS
	ContractPod [®]
	KMStandards
	Le [®] Check
	IBM
	iManage
	LEGALANALYTICS
	BRIGHTFLAG
	CaseCrunch
	Gavelytics
eDiscovery	APTUS
	ContractPod [®]
	KMStandards
	Le [®] Check
	IBM
	iManage
	LEGALANALYTICS
	BRIGHTFLAG
	CaseCrunch
	Gavelytics
Legal Research	APTUS
	ContractPod [®]
	KMStandards
	Le [®] Check
	IBM
	iManage
	LEGALANALYTICS
	BRIGHTFLAG
	CaseCrunch
	Gavelytics
Contract Due Diligence	APTUS
	ContractPod [®]
	KMStandards
	Le [®] Check
	IBM
	iManage
	LEGALANALYTICS
	BRIGHTFLAG
	CaseCrunch
	Gavelytics
Contract Review	APTUS
	ContractPod [®]
	KMStandards
	Le [®] Check
	IBM
	iManage
	LEGALANALYTICS
	BRIGHTFLAG
	CaseCrunch
	Gavelytics
Expertise Automation	APTUS
	ContractPod [®]
	KMStandards
	Le [®] Check
	IBM
	iManage
	LEGALANALYTICS
	BRIGHTFLAG
	CaseCrunch
	Gavelytics
eBilling	APTUS
	ContractPod [®]
	KMStandards
	Le [®] Check
	IBM
	iManage
	LEGALANALYTICS
	BRIGHTFLAG
	CaseCrunch
	Gavelytics
IP	APTUS
	ContractPod [®]
	KMStandards
	Le [®] Check
	IBM
	iManage
	LEGALANALYTICS
	BRIGHTFLAG
	CaseCrunch
	Gavelytics

www.lawgeex.com/buyersguide

Contract management is ripe for explosion in terms of legal services market interest (especially B2B and in-house) and as an attractive investment.

Increasingly we will see these individual columns merge as start-ups work together to offer blended solutions, further pushing what tech can achieve in the law space.

Jurisdictional analysis – nearest competitors

This comparative analysis is based on the following three indexes – [Ease of Doing Business Index](#), [World Justice Partnership Ranking on the Rule of Law](#), and data on the growth of lawtech. It shows that although the UK leads in some aspects it is lagging in others and overall the gap between the UK and the competitor nations is not large, meaning that in order to, as a minimum, retain our position we are likely to need to invest, and more so if we aim to seek to improve competitive edge. Data was obtained from open sources updated in 2019 on the Ease of Doing Business and World Justice Project, hyperlinked above. Green, amber and red denote the attractiveness of the jurisdictions.

Ease of doing business



Global Of 113
Regional Of 24



Global Of 113
Regional Of 15

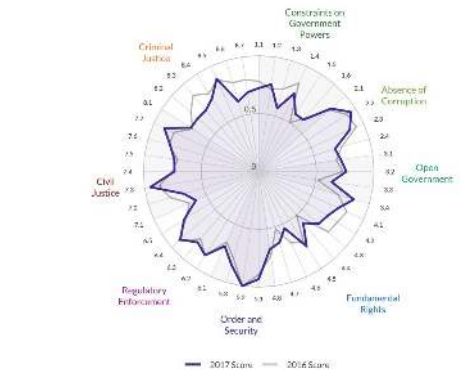
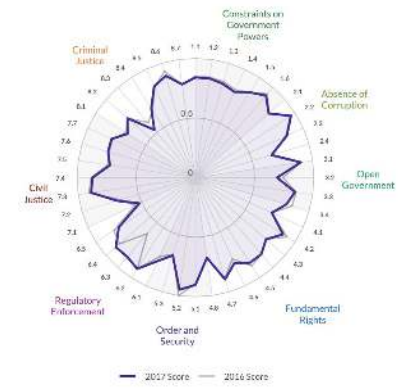


Global Of 113
Regional Of 15

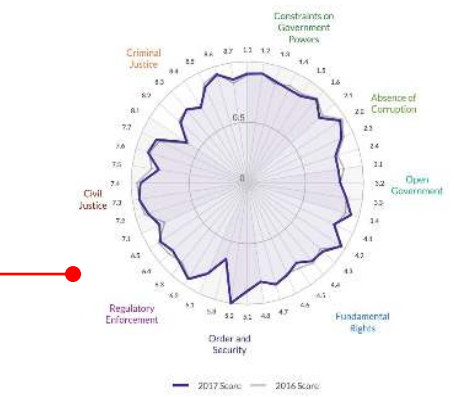
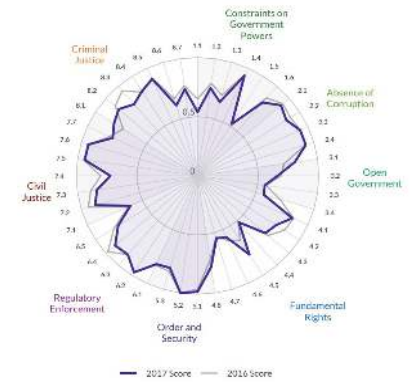


Global Of 113
Regional Of 24

Out of 190

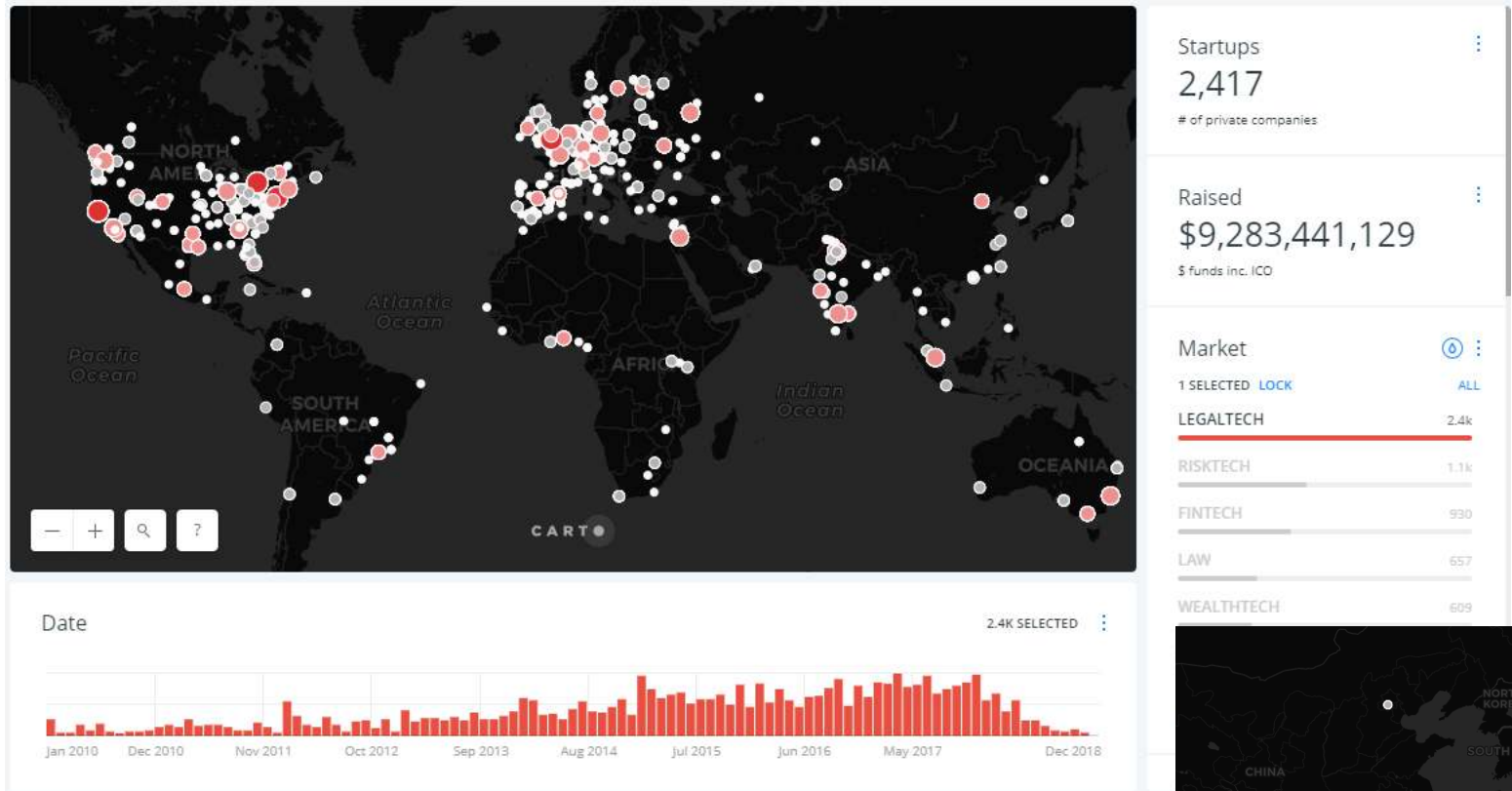


Legal Efficiency



Geographical distribution of lawtech start-ups

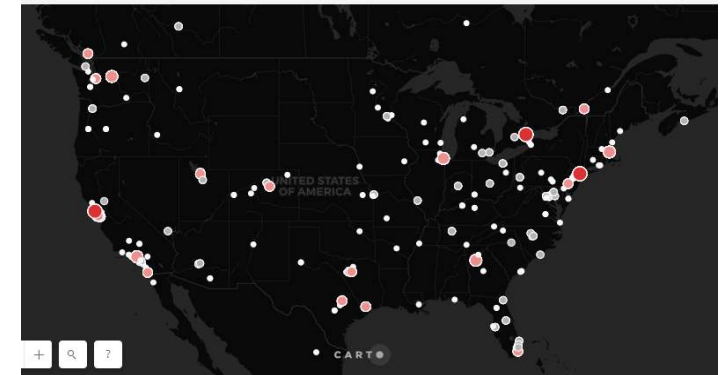
Jan 2010 – Dec 2018



Source: Legalpioneer - [Legalcomplex.com/data](https://legalcomplex.com/data)
(snapshot at Dec 2018)

China: 19 start-ups, raised \$307,692,904

The image, left, is a screenshot of lawtech start-ups taken from an interactive map. The map changes based around user selection of tech sector, whether the start-up has AI or not and whether the start-up has blockchain or not. It is also possible to filter by specific country or city.



North America: 1,149 start-ups, raised \$3,566,430,820




Europe and edges: 834 start-ups, raised \$1,008,352,977



Singapore: Lawtech Landscape

The tech and law relationship begin in 1990 when the Singapore Academy of Law (SAL) launched its LawNet database, technology courts and electronic filing systems.

2017: SAL published its Legal Technology Vision, a five-year roadmap to help the legal industry leverage technology to enhance their practice. It is also a call to action for lawtech providers to engage in public-private collaboration for the building of a lawtech ecosystem.



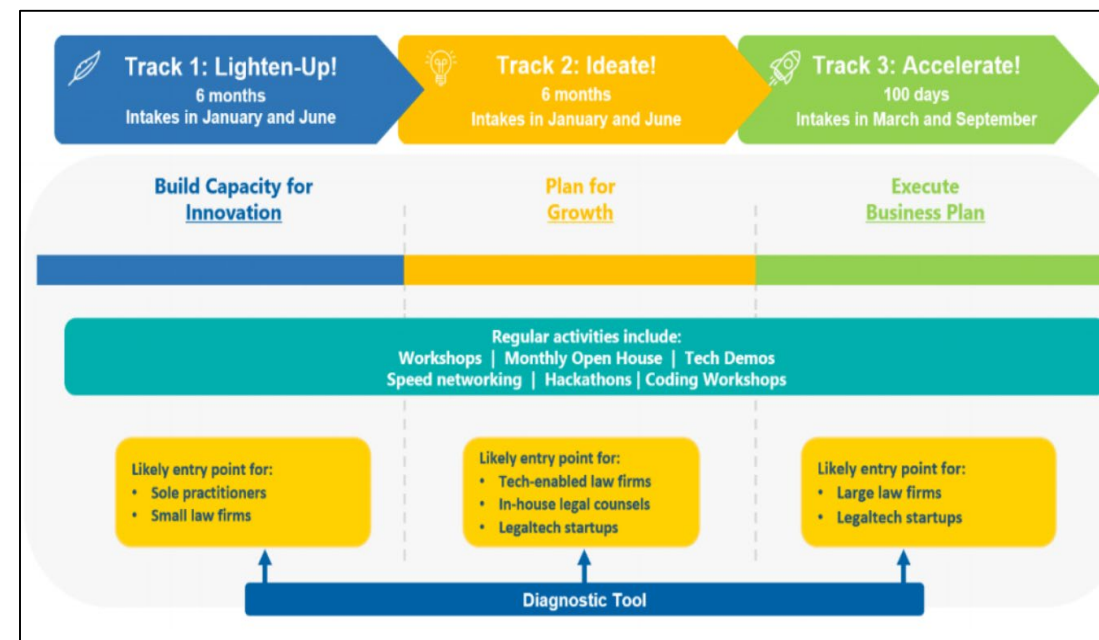
Three broad purposes:

1. Overarching road map for legal sector in Singapore
2. Call to action for legal technology providers to public-private collaboration
3. Reassurance that assistance will be provided to any and all who are willing to change

The Vision was developed following extensive consultation with lawyers, judges, regulators and industry experts, and presents a multi-stakeholder vision for the industry to be at the forefront of delivering legal services in the digital economy, and for the growth of a vibrant lawtech scene in Singapore.

2018: SAL formally launched its Future Law Innovation Programme (FLIP), a two-year pilot that forms part of a wider bid for Singapore to become the tech hub of Asia.

FLIP was launched in partnership with the Infocomm Media Development Agency (IMDA) and Singapore Management University.



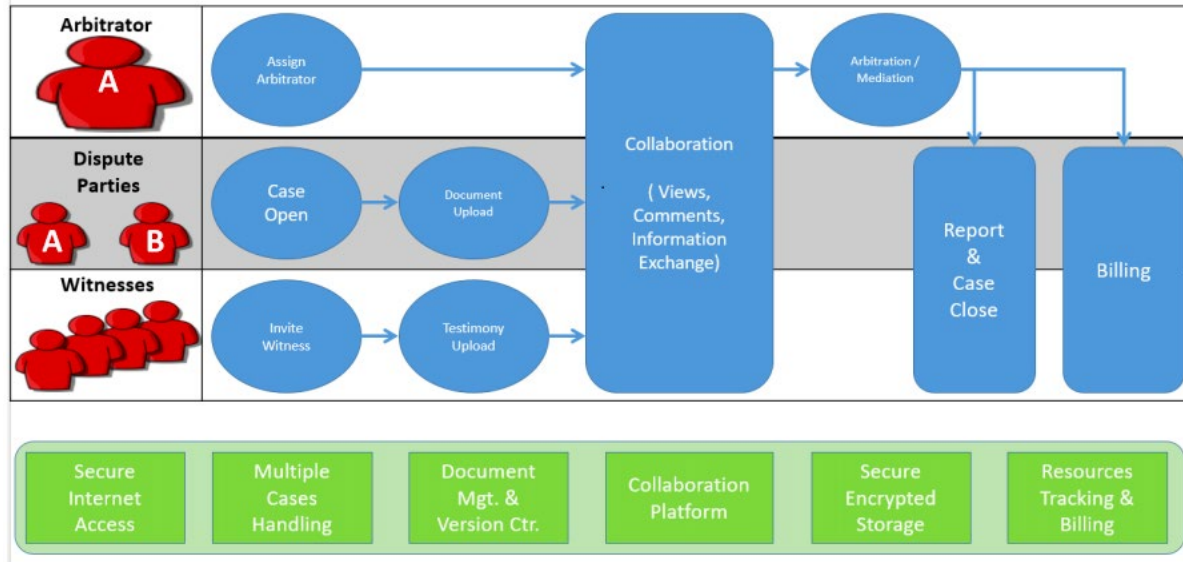
- [\(Image obtained from the FLIP Programme Pack\)](#)
- SAL's academic partner for issues relating to legal innovation/the future business of law.
- Collaborate with FLIP on student and curriculum development, thought leadership, case studies and research.
- In addition, SMU School of Law explore the possibility of curating modular executive education programmes to support leadership and/or legal innovation for FLIP participants.



Hong Kong: Lawtech Landscape

According to Lawtech HK and the Law & Technology Centre and the University of Hong Kong, the Hong Kong government's recognition of lawtech accelerated the development of the lawtech sector and economy as a whole. Both the Investment Agreement and Economic Technical Cooperation Agreement ratified in 2017 support further liberalisation of Hong Kong Service Industries in Pilot Free Trade Zones.

eArbitration / Mediation Platform



Private sector stakeholders in Hong Kong, including the Law Society, are already actively exploring the creation of an e-platform known as the eBRAM (Belt and Road Arbitration and Mediation Centre) to facilitate the conclusion of transactions as well as dispute resolution.

Lawtech is also becoming increasingly important. Hong Kong positions itself as the region's legal and dispute-resolution services hub and has been consistently rated as the one of the most preferred seats of arbitration outside Europe.

The Law & Technology Centre (Lawtech Centre), established in 2001, is a joint Centre of the Faculty of Law and the Department of Computer Science at The University of Hong Kong. The centre will promote and support the rule of law in Hong Kong, and be committed to serving the community by making legal information available on the Internet with free access given to the public. The government will fulfil its role as an enable through several organizations;

1. The Hong Kong Legal Information Institute
2. The Community Legal Information Centre, subdivided in Family CLIC, Youth CLIC and Senior CLIC.
3. Creative Commons

The DOJ, the Law Society and universities have created a concurrent event, the InnoTech Law Hackathon: Belt & Road Justice Challenge, which is organised by the Innotech Committee under the Law Society. The event will focus on how technology can enhance access to justice in Belt and Road jurisdictions is being sponsored by;



Netherlands: Lawtech Landscape

The Netherlands is recognised by the Global Innovation Index as the second most innovative country on the world. According to the Index, its unparalleled connectivity and supportive start-up ecosystem has made it an emerging jurisdiction for lawtech, specifically Online Legal Services and Document Assembly, Research & Analysis, IP/Trademark services, and lawtech consultancy.

The Dutch Government and start-ups have seen an increase lawtech businesses creation and scaling as a result of the following:

1. Belgian and Dutch social impact funds, like Social Finance NL, Social Impact Ventures and Dutch Social Impact have invested in several projects to increase the rule of law. (Investing in Global Prospects, For the World, For the Netherlands, Ministry of Foreign Affairs, 2018). In addition, the Dutch government have granted social impact funding to businesses seeking to modernise land rights through the creation of land registries, i.e. Netherlands Land Academy and the Land Dialogue.
2. The creation of Dutch Legal Tech, an initiative to drive national lawtech strategy through engagement with stakeholders.
3. Case law and legislation being increasingly made available and searchable online.



The Netherlands Bar Association has established a special committee to review rules of conduct in relation to lawtech, alongside The Hague Institute for Innovation of Law which has advised the committee and created programmes to ensure justice is universally accessible. (Artificial Lawyer, <https://www.artificiallawyer.com/2016/10/27/a-rising-legal-tech-star-holland/>)



Netherlands: Lawtech Landscape

Uitelkaar's process map and fee structure

Dutch Legal Tech is a platform for Legal Innovation directed at entrepreneurs, lawyers, lawyers, financiers, academics and. Supported by the General Counsel Netherlands (GCN), a professional network of members managing more than 3,000 in-house counsel, is currently forming a think tank to engage better with lawtech and help start-ups take the next step.

<https://www.dutchlegaltech.nl/>

Justice42 is an online platform enabling people to work together to resolve their legal disputes, with the help from experts if needed. It is the founder of the Netherlands' ODR divorce system, *nitelkaar.nl*. It was based on the initial Rechtwijzer project, which was the first project providing legal advice on online dispute resolution in the Netherlands.

<https://justice42.com/?lang=en>

Uitelkaar's Process map:

1. Registering Your Plan:

Starts the online divorce proceedings by allowing the user to select a plan which suits their situation, i.e. if you have minor children and are married you will need an additional parenting plan. There are different payment schemes depending on the needs of the user.

2. Answering Intake Questions:

After registering for a plan you will be asked intake questions which provides an indication of needs from both partners.

3. Working on Appointments Together:

After answering the intake questions, the user is presented with suggested texts, which the user can adjust. The users are given a case manager to answer questions. If both users can not agree on a final agreement, additional specialist advice is provided.

4. Checked by Case Manager, Reviewed by a Lawyer:

Once the divorce plan, and other plans selected in step one, are finalised, the case manager completes an initial review. Then an independent divorce lawyer does a review to ensure the agreements are fair and complete.

5. Plan Completion:

Following a few adjustments, the agreements are finalised. The legal specialist completes it at court.

The UK

Source: Legalpioneer - [Legalcomplex.com/data](https://legalcomplex.com/data) (snapshot as of November 2019). Evaluates the global Lawtech sector (2010-2019); includes all investment made in Lawtech by the private, public and third sector.



Private companies

269

impacting the legal industry

Raised

\$555,716,741

Capital + Coin

Market

1 BLOCKED UNLOCK

LEGALTECH

269

SEARCH IN 8 CATEGORIES

Contracts

ALL SELECTED

FALSE

201

TRUE

68

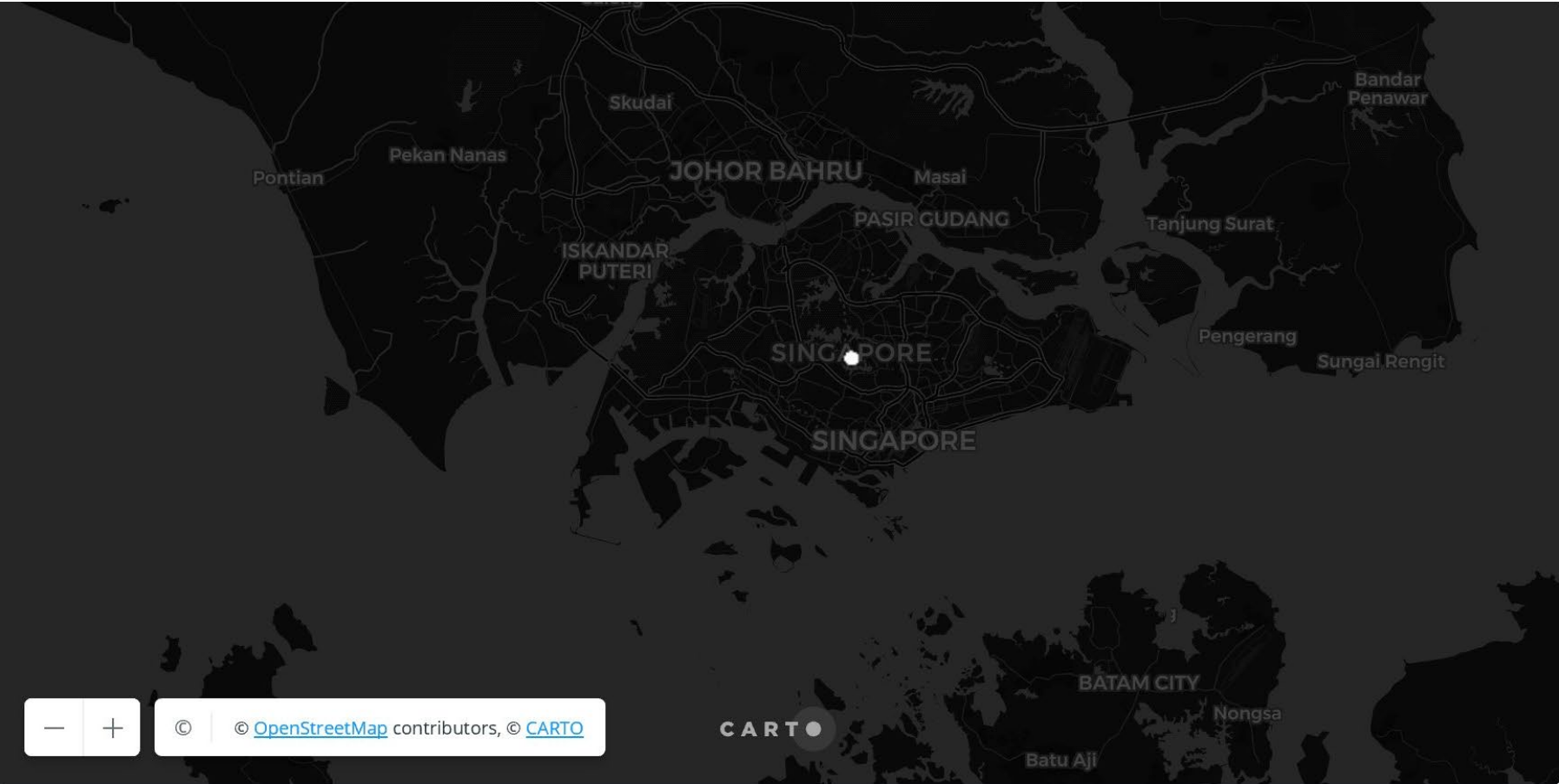
Date

269 SELECTED



Singapore

Source: Legalpioneer - [Legalcomplex.com/data](https://legalcomplex.com/data) (snapshot November 2019). Evaluates the global Lawtech sector (2010-2019); includes all investment made in lawtech by the private, public and third sector.



Private companies

42

impacting the legal industry

Raised

\$237,416,307

Capital + Coin

Market

1 BLOCKED [UNLOCK](#)

LEGALTECH

42

[SEARCH IN 8 CATEGORIES](#)

Contracts

ALL SELECTED

FALSE

28

TRUE

14

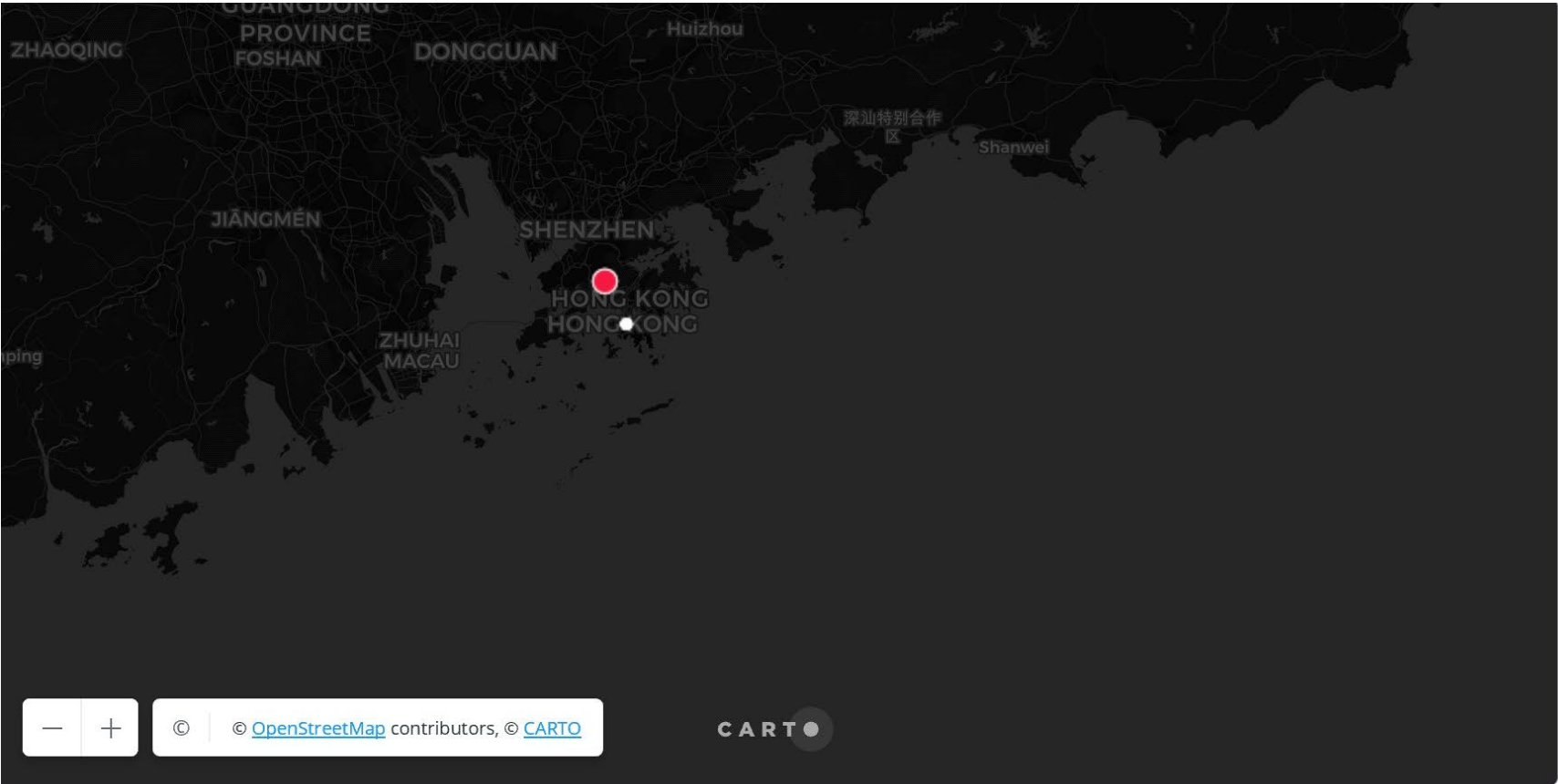
Date

42 SELECTED



Hong Kong

Source: Legalpioneer - [Legalcomplex.com/data](https://legalcomplex.com/data) (snapshot November 2019). Evaluates the global lawtech sector (2010-2019); includes all investment made in lawtech by the private, public and third sector.



Private companies

6

impacting the legal industry

Raised

\$4,021,776,392

Capital + Coin

Market

1 BLOCKED UNLOCK

LEGALTECH

6

SEARCH IN 8 CATEGORIES

Contracts

ALL SELECTED

FALSE

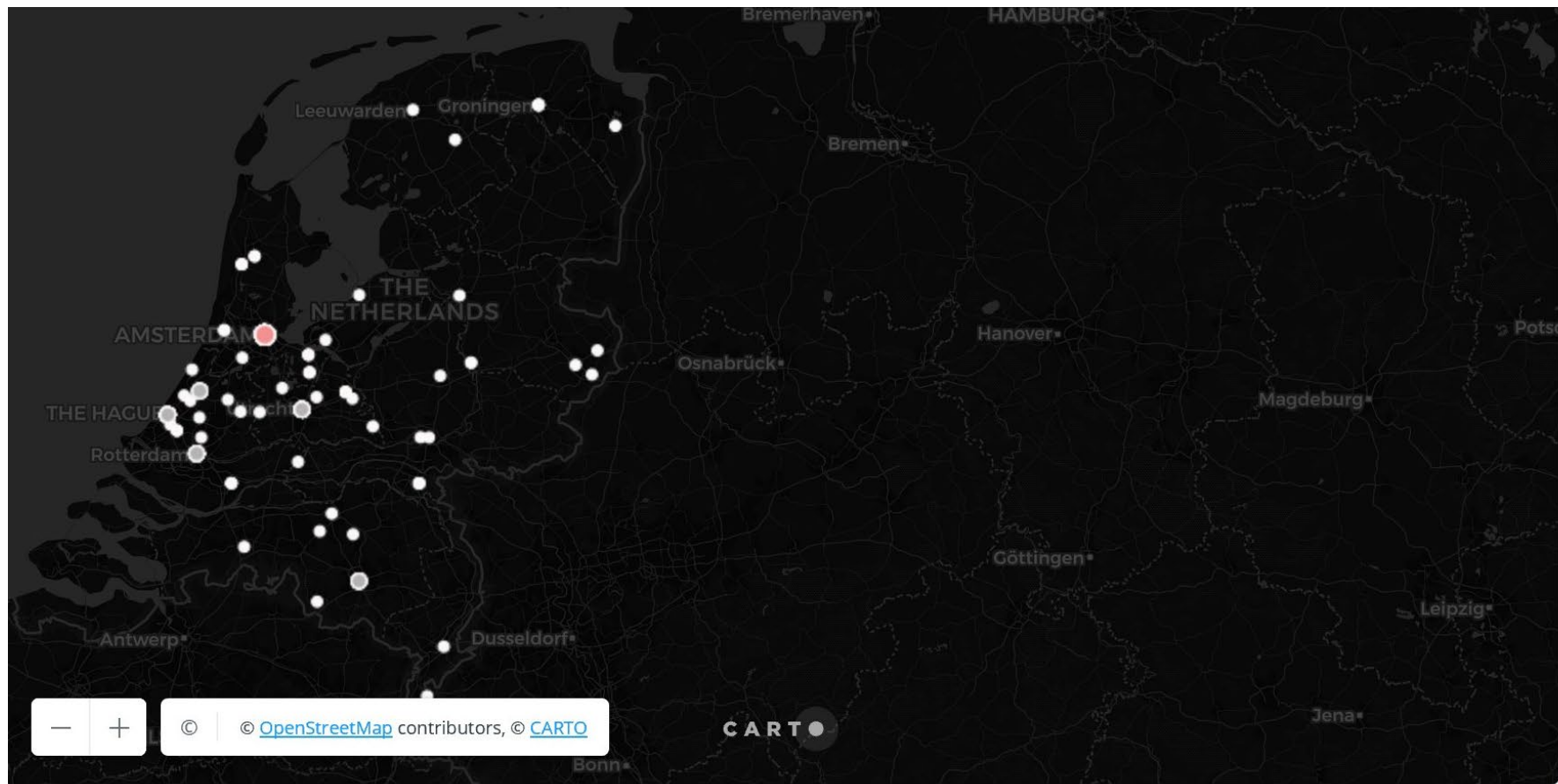
4

TRUE

2

The Netherlands

Source: Legalpioneer - [Legalcomplex.com/data](https://legalcomplex.com/data) (snapshot Jan 2019). Evaluates the global lawtech sector (2010-2019); includes all investment made in lawtech by the private, public and third sector.



Private companies

317

impacting the legal industry

Raised

\$482,020,511

Capital + Coin

Search by market

1 SELECTED

- ☒ LEGALTECH 3.1k
- ☐ RISKTECH 1.8k
- ☐ FINTECH 1.4k
- ☐ LAW 727
- ☐ WEALTHTECH 707

CANCEL

Date

317 SELECTED



Contracts

5

There are 10 emerging lawtech scenes. London is one but we are not alone

